

**V-6 S.S. 304 GREAD BOWL & 410 S.S. IMPELLER**

V-6 Submersible Pumpes 142 mm (Suitable for 150 mm Bore Dil.  
S.S. Bowl 50' Feet Head (S.S. Motor Body & S.S. Bowl with S.S. Impeller)

**MODEL A - 50**

Duty Point Discharge : 115 Lpm.  
Duty Point Head Per Stage : 12 mt.

H.P.	STG.	Out let	Rated Volt	DISCHARGE IN L.P.M.									Ask Your Price	
				LPM	200	190	170	160	140	115	80	60	Only Pump	Pumpset
3.00	6	2"	415	TOTAL HEAD IN METERS	12	25	36	48	60	72	85	90	✓	✓
4.00	8	2"	415		16	30	46	62	80	96	110	120	✓	✓
5.00	10	2"	415		20	40	60	80	100	120	140	150	✓	✓
6.00	12	2"	415		25	50	70	95	120	144	165	180	✓	✓
7.50	15	2"	415		30	60	90	120	150	180	210	224	✓	✓
10	20	2"	415		60	100	140	180	220	240	280	300	✓	✓
12.5	25	2"	415		75	125	175	225	275	300	350	370	✓	✓

**MODEL A - 60**

Duty Point Discharge : 145 Lpm.  
Duty Point Head Per Stage : 12 mt.

H.P.	STG.	Out let	Rated Volt	DISCHARGE IN L.P.M.									Ask Your Price	
				LPM	230	195	175	145	135	120	110	80	Only Pump	Pumpset
3.00	5	2"	415	TOTAL HEAD IN METERS	30	39	51	60	65	68	70	75	✓	✓
4.00	7	2"	415		40	55	72	85	92	95	98	105	✓	✓
5.00	8	2"	415		45	64	81	96	105	107	112	120	✓	✓
6.50	10	2"	415		57	81	101	120	130	135	140	150	✓	✓
7.50	12	2"	415		68	97	122	144	157	160	166	180	✓	✓
10.00	16	2"	415		90	127	163	192	208	210	224	240	✓	✓
12.50	20	2"	415		114	159	204	240	262	270	280	300	✓	✓
15.00	24	2"	415		135	193	245	280	312	315	335	360	✓	✓
17.50	27	2"	415		150	214	274	324	350	360	378	405	✓	✓

**MODEL A - 80**

Duty Point Discharge : 205 Lpm.  
Duty Point Head Per Stage : 12 mt.

H.P.	STG.	Out let	Rated Volt	DISCHARGE IN L.P.M.									Ask Your Price	
				LPM	310	272	222	205	190	170	160	90	Only Pump	Pumpset
3.00	4	2"	415	TOTAL HEAD IN METERS	21	30	39	48	51	52	55	59	✓	✓
4.00	5	2"	415		25	38	48	60	64	66	70	74	✓	✓
5.00	6	2"	415		31	45	58	72	77	79	83	89	✓	✓
6.00	8	2"	415		41	60	78	96	103	105	111	119	✓	✓
7.50	10	2"	415		53	75	96	120	130	135	139	149	✓	✓
10.00	12	2"	415		63	90	116	144	155	160	165	179	✓	✓
12.50	15	2"	415		80	112	145	180	194	200	209	225	✓	✓
15.00	18	2"	415		95	135	175	216	233	240	249	270	✓	✓
17.50	21	2"	415		117	165	211	252	285	290	307	330	✓	✓
20.00	24	2"	415		134	187	240	388	234	300	350	375	✓	✓



## V-6 S.S. 304 GREAD BOWL & 410 S.S. IMPELLER

V-6 Submersible Pumpes 142 mm (Suitable for 150 mm Bore Dil.  
S.S. Bowl 50' Feet Head (S.S. Motor Body & S.S. Bowl with S.S. Impeller)

### MODEL A - 100

Duty Point Discharge : 250 Lpm.  
Duty Point Head Per Stage : 12 mt.

H.P.	STG.	Out let	Rated Volt	DISCHARGE IN L.P.M.									Ask Your Price	
				LPM	410	360	330	250	240	210	160	110	Only Pump	Pumpset
3.00	3	2.5"	415	TOTAL HEAD IN METERS	14	23	29	36	39	41	42	44	✓	✓
4.00	4	2.5"	415		19	31	39	48	51	55	57	59	✓	✓
5.00	5	2.5"	415		23	39	49	60	65	70	73	74	✓	✓
6.50	6	2.5"	415		27	47	59	72	78	83	88	89	✓	✓
7.50	8	2.5"	415		39	61	79	96	104	111	115	119	✓	✓
10.00	10	2.5"	415		47	79	99	120	130	140	145	150	✓	✓
12.50	12	2.5"	415		57	95	119	144	156	167	175	180	✓	✓
15.00	15	2.5"	415		71	119	159	180	195	205	210	225	✓	✓
17.50	18	2.5"	415		86	143	180	216	234	251	260	270	✓	✓
20.00	20	2.5"	415		95	159	200	240	260	280	290	300	✓	✓

### MODEL A - 125

Duty Point Discharge : 334 Lpm.  
Duty Point Head Per Stage : 12 mt.

H.P.	STG.	Out let	Rated Volt	DISCHARGE IN L.P.M.									Ask Your Price	
				LPM	510	460	410	330	280	220	130	120	Only Pump	Pumpset
4.00	3	2.5"	415	TOTAL HEAD IN METERS	15	23	29	36	40	42	44	45	✓	✓
5.00	4	2.5"	415		19	31	39	48	53	56	59	60	✓	✓
6.00	5	2.5"	415		24	39	49	60	66	70	74	75	✓	✓
7.50	6	2.5"	415		29	47	59	72	80	84	89	90	✓	✓
10.00	8	2.5"	415		39	63	79	96	106	112	119	120	✓	✓
12.50	10	2.5"	415		49	80	99	120	133	139	149	150	✓	✓
15.00	12	2.5"	415		59	95	119	144	160	168	179	180	✓	✓
17.50	14	2.5"	415		70	111	159	168	186	195	209	210	✓	✓
20.00	16	2.5"	415		80	127	180	192	212	224	239	240	✓	✓

### MODEL A - 150

Duty Point Discharge : 400 Lpm.  
Duty Point Head Per Stage : 12 mt.

H.P.	STG.	Out let	Rated Volt	DISCHARGE IN L.P.M.									Ask Your Price	
				LPM	660	560	500	400	370	300	140	130	Only Pump	Pumpset
3.00	2	2.5"	415	TOTAL HEAD IN METERS	10	14	18	24	24	28	29	30	✓	✓
5.00	3	2.5"	415		14	21	26	36	40	42	44	45	✓	✓
6.00	4	2.5"	415		19	28	36	48	51	56	59	60	✓	✓
7.50	5	2.5"	415		24	35	44	60	64	70	74	75	✓	✓
10.00	7	2.5"	415		34	50	62	84	89	98	104	105	✓	✓
12.50	8	2.5"	415		39	57	70	96	103	112	119	120	✓	✓
15.00	10	2.5"	415		49	71	88	120	129	140	149	150	✓	✓
17.50	12	2.5"	415		59	85	105	144	155	168	179	180	✓	✓
20.00	13	2.5"	415		64	93	115	156	169	182	194	195	✓	✓



**V-6 S.S. 304 GREAD BOWL & 410 S.S. IMPELLER**

V-6 Submersible Pumpes 142 mm (Suitable for 150 mm Bore Dil.  
S.S. Bowl 50' Feet Head (S.S. Motor Body & S.S. Bowl with S.S. Impeller)



**MODEL A - 200**

Duty Point Discharge : 500 Lpm.  
Duty Point Head Per Stage : 12 mt.

H.P.	STG.	Out let	Rated Volt	DISCHARGE IN L.P.M.									Ask Your Price	
				LPM	830	710	610	500	420	400	155	145	Only Pump	Pumpset
4.00	2	2.5"	415	TOTAL HEAD IN METERS	7	14	20	24	25	27	28	29	✓	✓
6.00	3	2.5"	415		10	23	30	36	40	41	43	44	✓	✓
7.50	4	2.5"	415		14	30	40	48	52	55	58	59	✓	✓
10.00	5	2.5"	415		17	37	50	60	65	69	73	74	✓	✓
12.50	6	2.5"	415		21	45	60	72	80	83	89	99	✓	✓
15.00	8	2.5"	415		27	60	80	96	105	111	118	119	✓	✓
17.50	9	2.5"	415		31	66	90	108	117	125	133	134	✓	✓
20.00	10	2.5"	415		24	74	100	120	131	139	148	149	✓	✓



**V-6 MOTOR LIST**

No.	H.P.	Ask Your Rate
1	3.00	✓
2	4.00	✓
3	5.00	✓
4	6.50	✓
5	7.50	✓
6	10.00	✓
7	12.50	✓
8	15.00	✓
9	17.50	✓
10	20.00	✓


**ONLY V-6 PUMP (Ask Your Price)**

<b>MODEL : (N-50) DELIVERY-2"</b>				
<b>H.P.</b>	<b>STAGE</b>	<b>CI BOWL+NAYLON IMP.</b>	<b>JACKET BOWL+NAYLON IMP.</b>	<b>S.S. 304 BOWL+S.S 410. IMP.</b>
3.00	6	✓	✓	✓
4.00	8	✓	✓	✓
5.00	10	✓	✓	✓
6.00	12	✓	✓	✓
7.50	15	✓	✓	✓

<b>MODEL : (N-60) DELIVERY-2"</b>				
<b>H.P.</b>	<b>STAGE</b>	<b>CI BOWL+NAYLON IMP.</b>	<b>JACKET BOWL+NAYLON IMP.</b>	<b>S.S. 304 BOWL+S.S 410. IMP.</b>
3.00	5	✓	✓	✓
4.00	7	✓	✓	✓
5.00	8	✓	✓	✓
6.00	10	✓	✓	✓
7.50	12	✓	✓	✓
10.00	16	✓	✓	✓
12.50	20	✓	✓	✓
15.00	24	✓	✓	✓
17.50	27	✓	✓	✓

<b>MODEL : (N-80) DELIVERY-2"</b>				
<b>H.P.</b>	<b>STAGE</b>	<b>CI BOWL+NAYLON IMP.</b>	<b>JACKET BOWL+NAYLON IMP.</b>	<b>S.S. 304 BOWL+S.S 410. IMP.</b>
3.00	4	✓	✓	✓
4.00	5	✓	✓	✓
5.00	6	✓	✓	✓
6.00	8	✓	✓	✓
7.50	10	✓	✓	✓
10.00	12	✓	✓	✓
12.50	15	✓	✓	✓
15.00	18	✓	✓	✓
17.50	21	✓	✓	✓
20.00	24	✓	✓	✓


<b>MODEL : (N-100) DELIVERY-2.5"</b>				
<b>H.P.</b>	<b>STAGE</b>	<b>CI BOWL+NAYLON IMP.</b>	<b>JACKET BOWL+NAYLON IMP.</b>	<b>S.S. 304 BOWL+S.S 410. IMP.</b>
3.00	3	✓	✓	✓
4.00	4	✓	✓	✓
5.00	5	✓	✓	✓
6.00	6	✓	✓	✓
7.50	8	✓	✓	✓
10.00	10	✓	✓	✓
12.50	12	✓	✓	✓
15.00	15	✓	✓	✓
17.50	18	✓	✓	✓
20.00	20	✓	✓	✓





**ONLY V-6 PUMP (Ask Your Price)**

<b>MODEL : (N-125) DELIVERY-2"</b>				
<b>H.P.</b>	<b>STAGE</b>	<b>CI BOWL+NAYLON IMP.</b>	<b>JACKET BOWL+NAYLON IMP.</b>	<b>S.S. 304 BOWL+S.S 410. IMP.</b>
4.00	3	✓	✓	✓
5.00	4	✓	✓	✓
6.00	5	✓	✓	✓
7.50	6	✓	✓	✓
10.00	8	✓	✓	✓
12.50	10	✓	✓	✓
15.00	12	✓	✓	✓
17.50	14	✓	✓	✓
20.00	16	✓	✓	✓



<b>MODEL : (N-150) DELIVERY-2.5"</b>				
<b>H.P.</b>	<b>STAGE</b>	<b>CI BOWL+NAYLON IMP.</b>	<b>JACKET BOWL+NAYLON IMP.</b>	<b>S.S. 304 BOWL+S.S 410. IMP.</b>
3.00	2	✓	✓	✓
5.00	3	✓	✓	✓
6.00	4	✓	✓	✓
7.50	5	✓	✓	✓
10.00	7	✓	✓	✓
12.50	8	✓	✓	✓
15.00	10	✓	✓	✓
17.50	12	✓	✓	✓
20.0	13	✓	✓	✓


<b>MODEL : (N-200) DELIVERY-2.5"</b>				
<b>H.P.</b>	<b>STAGE</b>	<b>CI BOWL+NAYLON IMP.</b>	<b>JACKET BOWL+NAYLON IMP.</b>	<b>S.S. 304 BOWL+S.S 410. IMP.</b>
4.00	2	✓	✓	✓
6.00	3	✓	✓	✓
7.50	4	✓	✓	✓
10.00	5	✓	✓	✓
12.50	6	✓	✓	✓
15.00	8	✓	✓	✓
17.50	9	✓	✓	✓
20.00	1	✓	✓	✓

**OPEN WELL SUBMERSIBLE PUMP**

HORIZONRAL OPEN WELL(S.S. BODY) WITH  
COPPER ROTOR & ALUMINUM ROTOR

**V-9 OPEN WELL SUBMERSIBLE PUMP**

H.P	OUTLET		TOTAL HEND IN METERS													COPPER ROTOR PRIZE T.P
			10	15	20	25	27	28	30	33	36	38	42	44	46	
<b>2.5 X 2</b>																
3	2.5"X2"	Approximate Discharge in List Per	820	728	652	520	323									✓
5	2.5"X2"		880	790	765	710	650	580	520	390	220					✓
6.5	2.5"X2"		880	810	780	750	690	640	590	520	380					✓
7.5	2.5"X2"		901	890	830	790	760	710	665	640	580	520	380			✓
<b>2.5 X 2.5</b>																
3	2.5"X2.5"	Approximate Discharge in List Per Minute	910	790	775	420	180									✓
5	2.5"X2.5"		1080	940	895	775	700	670	380							✓
6.5	2.5"X2.5"		1110	1040	1008	950	775	840	672	372						✓
7.5	2.5"X2.5"		1120	1100	1080	1056	1045	1032	775	690	427					✓
10.0	2.5"X2.5"		1300	1105	1100	1090	1080	1068	1056	1050	775	800				✓



**V-6 PUMP SPARE LIST (Ask Your Price)**

SIZE	LENGTH	S.S.(304) BOWL	S.S.(410) IMPELLER	CI BOWL	JECKET BOWL	NAYLON IMPELLER
50	33	✓	✓	✓	✓	✓
60	33	✓	✓	✓	✓	✓
80	37	✓	✓	✓	✓	✓
100	40	✓	✓	✓	✓	✓
125	44	✓	✓	✓	✓	✓
150	48	✓	✓	✓	✓	✓
200	55	✓	✓	✓	✓	✓

